


Jefferson County
Public Schools

Facts 2011



For 14,400 full-time employees, *I Am JCPS* is more than the district's award-winning customer-service recognition program. The Jefferson County Public School (JCPS) District is part of our identity. Whether we work in a school, a central office, or a bus compound, we are JCPS. Regardless of job titles, we often serve as district explainers, promoters, or ambassadors to our friends and neighbors. Use this publication to enlighten community perceptions with JCPS facts.

Board Goals	3
Student Demographics	4
Marks of Success	6
Reaching Out	9
Money and Logistics	10
Employee Demographics	10
A Community of Support	11
Bragging Rights	12
Professional Career Themes	13
JCPS History	14



*Unless otherwise noted, most data is from the 2009-10 school year.

The Jefferson County Board of Education (JCBE) Goals are:

Student Achievement

All JCPS students will become critical thinkers and lifelong learners who are academically prepared in a diverse environment to be successful in the postsecondary education programs or careers of their choice.

School Atmosphere

All JCPS students will be safe, supported, respected, and confident in diverse schools, classrooms, and student activities.

Parent and Community Involvement

All JCPS parents and community members will be urged and welcomed to actively participate in the education of our students.

Employee Performance

All JCPS employees will contribute to and be accountable for the success of our students through higher levels of performance in supportive work environments.

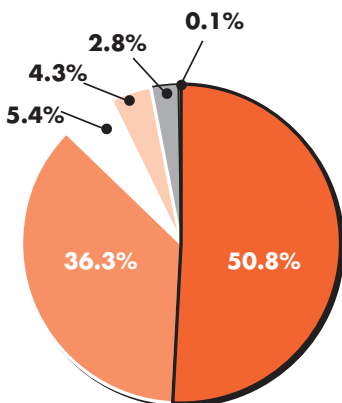


Enrollment

2006-07	97,915
2007-08	97,988
2008-09	99,079
2009-10	98,963
2010-11	99,775



Racial Composition



- American Indian
- Asian
- Other
- Hispanic/Latino
- African American
- Caucasian

Enrollment by Level

High	27,459
Middle	20,679
Elementary	36,829
Kindergarten	7,375
Preschool	4,761
Special Needs*	2,672
Total	99,775

*Reflects students in self-contained classrooms



More than 60 percent of JCPS students receive free or reduced-price meals.

Homeless Education Students Served

2007-08	7,636
2008-09	9,023
2009-10	10,497

Special Needs*

Student Enrollment	13,638
--------------------	--------

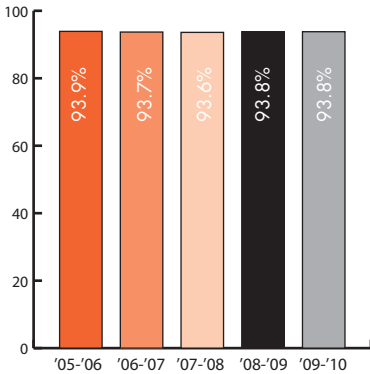
*Includes students in self-contained and resource classrooms

English Language Learners

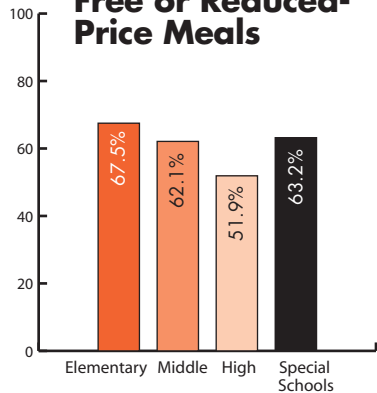
Students in District*	5,255
Students Served in English as a Second Language (ESL) Program	3,563
Different Languages Spoken	100

*Includes students who decline ESL services

Average Student Attendance



Percentages of Students Receiving Free or Reduced-Price Meals



Kentucky Core Content Test (KCCT) Scores*

Elementary

School Year	Reading	Mathematics
2005-06	84.91	79.67
2006-07	90.80	84.72
2007-08	88.50	90.80
2008-09	89.52	84.83
2009-10	90.68	83.69

Middle

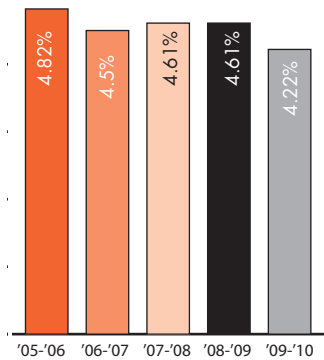
School Year	Reading	Mathematics
2005-06	89.87	65.97
2006-07	91.35	77.43
2007-08	85.70	77.30
2008-09	88.03	78.51
2009-10	89.00	76.98

High

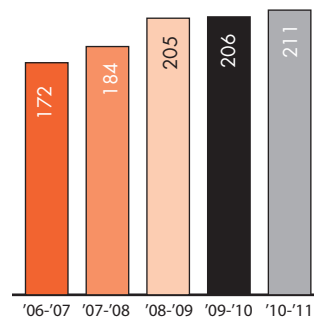
School Year	Reading	Mathematics
2005-06	86.53	70.51
2006-07	94.42	75.48
2007-08	89.40	69.80
2008-09	93.39	74.88
2009-10	92.72	73.80

*Percentages of students with Apprentice, Proficient, and Distinguished-level scores

Dropout Rate*



Advanced Placement Classes



Magnet/Optional Program and Magnet School Enrollment

School Year	Elementary	Middle	High	Total
2005-06	4,298	5,338	9,925	19,561
2006-07	4,292	6,098	10,023	20,413
2007-08	4,224	4,955	8,254	17,433
2008-09	4,287	5,719	9,085	19,091
2009-10	5,096	5,861	9,662	20,619

Postsecondary Opportunities

During 2009-10, more than 26,700 JCPS students had opportunities to earn college credits* and/or professional certifications in medical and technology fields. Almost all students obtain these credits and certifications at no cost through a network of business and postsecondary community partners. Some highlights are as follows:

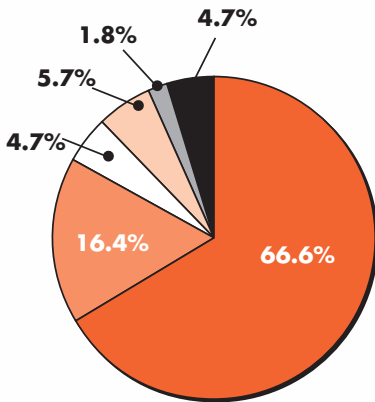
- Students with articulated postsecondary opportunities . . . 20,365
- Students earning computer industry certifications and college credit 1,492
- Students earning dual credit for high school and college courses 925
- JCPS*eSchool* online college enrollment 573

*Some of the credits depend on where the student attends college.



JCPS has not expelled a student in more than 25 years.

Where are the graduates?*



- Unknown
- Military Service
- Vocational/Technical School
- Attending School and Working
- Employed
- College

*Pie chart data reflects Jcps Class of 2009.

SAT Scores

2005-06	1114
2006-07	1135
2007-08	1132
2008-09	1148
2009-10	1174

ACT Scores

2005-06	20.1
2006-07	20.3
2007-08	20.4
2008-09	18.7
2009-10	18.5

The Jcps Class of 2010 earned more than \$100 million in scholarships.

Schools

Elementary	89
Middle	23
High	19
Special	24
Total	155

Family Resource and Youth Services Centers (FRYSCs)

Centers	95
Schools Served	131

Extended School Services (ESS)

Students Served	16,346
ESS Locations	135

Bus Information

Buses	929
Bus Compounds	13
Miles Driven a Day	102,000
Students Transported Twice a Day . .	66,435



School Choice Plan

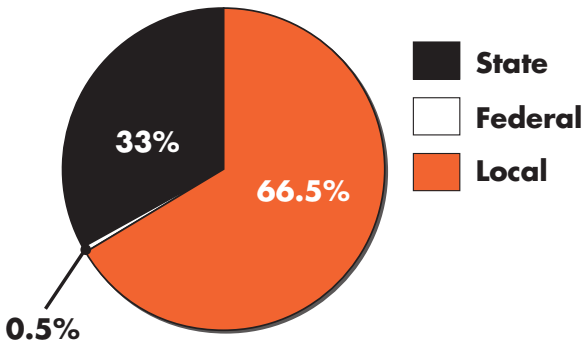
In 2010-11, when application forms were completed properly and submitted during the application period:

- 87 percent of first graders' parents were granted their first or second choice among the 12 to 15 schools in their cluster and the numerous district magnet schools.
- 93 percent of suburban kindergartners' parents who requested their resides school received it.
- 56 percent of elementary students travel less than 30 minutes one way by bus.

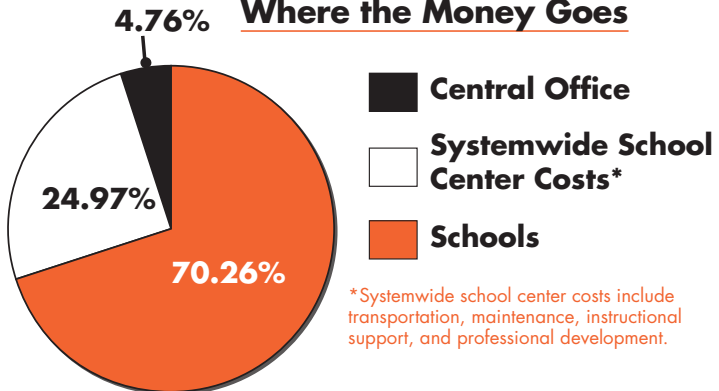


Parent Teacher Association (PTA) Membership: 55,565

General Fund Revenue



Where the Money Goes



*Systemwide school center costs include transportation, maintenance, instructional support, and professional development.

JCPS Staff

JCPS employs 14,401 full-time staff members.

Teachers	44.8%
Support Staff	49.9%
School Administrators	3.7%
District Administrators	1.6%

Teacher Profile

Teachers Holding a Master's Degree or Higher	83%
Average Number of Years Teaching	11.2

The average teacher salary during 2010 was \$55,689.

Parent Satisfaction

In 2010, JCPS conducted a comprehensive survey among the district’s parents/guardians. Parents provided a number-scale response from 1, meaning “strongly disagree,” to 4, meaning “strongly agree.” Here are some significant findings:

- I feel the teachers at my child’s school really care about him/her . . . 3.34
- My child’s school provides a caring and supportive environment . . . 3.29
- My child’s school provides academically challenging content. . . . 3.25
- My child will be able to go to college after graduating from JCPS . 3.45
- My child will be able to get a job after graduating from JCPS. . . . 3.40
- I am satisfied with my child’s school. 3.28

School-Based Decision Making (SBDM) Councils

SBDM Council Schools 130
 SBDM Council Members 1,000

Every 1 Reads

Trained Volunteers 11,000
 Money Donated \$8 million

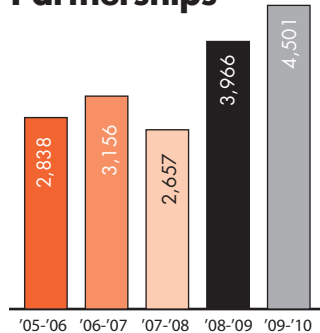
Adult Education

Adult Education Enrollment 14,000
 Lifelong Learning Enrollment 4,533
 Adult Basic Education/General Educational
 Development (GED) Program Enrollment. . . . 8,836
 GED Certificates Earned 1,033

Parent-Teacher Conferences



School-Business Partnerships



2010

- 112 Governor's Scholars
- 47 National Merit and National Achievement Semifinalists
- 25 Teachers Certified With National Board for Professional Teaching Standards
- Kentucky Middle School Teacher of the Year
- *Newsweek* Magazine's Best American High Schools (five)
- Amgen Award for Science Teaching Excellence (two)
- Ashland Inc. Teacher Achievement Award (four)
- Kentucky Middle School Counselor of the Year
- Kentucky Assistant Principal of the Year
- Atherton High Choir Carnegie Hall Performance
- Eastern High Choir Performance With Foreigner
- National High School Drill Team Champions (11 consecutive years)
- Academic WorldQuest Team Champions (two consecutive years)
- Kentucky Science Olympiad Champions
- Outstanding School Media Librarian Award
- Columbia Scholastic Press Gold Crown Award
- National Scholastic Art Awards (14 top honors)
- Macy's Thanksgiving Day Parade Marching Band
- DECA Kentucky Marketing Association Teacher of the Year Award
- KYACAC Supervisor Award
- MATHCOUNTS Team State Champions
- Street Law Educator of the Year
- English-Speaking Union Kentucky Branch Shakespeare Competition Champion (two consecutive years)
- Kentucky Siemens Award for Advanced Placement
- AT&T Virtual Science Challenge Champions
- Intel International Science and Engineering Fair (two awards)
- Kentucky Doodle 4 Google Champion
- Bayada National Regatta (15 top awards)
- National Schools of Character Promising Practices Award
- Kentucky Counseling Association Advocacy Award

Professional Career Theme Programs started in the 2010-11 school year. All high schools offer Advanced Placement (AP) classes, and many students earn college credit or professional certification while in high school. The five Professional Career Themes are as follows:



Creating Our Global Community: Human Services, Education, and International Studies

Atherton High, Fairdale High, and Seneca High



Designing and Building the Future: Engineering (Aerospace/Architecture/Manufacturing and Construction)

Iroquois High, Jeffersontown High, Academy @ Shawnee



Engaging and Enlightening Our Community: Communication, Media, and the Arts

Pleasure Ridge Park High, Fern Creek Traditional High, and Ballard High



Sustaining Ourselves and the Planet: Medicine, Health, and the Environment

Valley Traditional High, Moore Traditional School, Waggener Traditional High



Cultivating Leadership and Innovation: Business and Information Technology

Doss High, Southern High, Eastern High



April 1829

The City of Louisville agrees to establish public schools and levies a property tax to pay for them.

August 1829

The first public school opens in the upper story of a Baptist church at Fifth and Liberty Streets with an enrollment of 250 students.

1830

The first newly built public school opens at Fifth and Walnut Streets (now Muhammad Ali Boulevard) with tuition of \$1 per quarter.

1837

The Louisville Public Schools enroll 716 students.

1840

Throughout rural Jefferson County, there are 31 teachers at 30 schools that enroll 626 students.

1851

The Louisville Public Schools abolish tuition and enroll 4,303 students.

1856

Male High School and Female High School open.

1870

The first two Louisville Public Schools for African-American students open at churches on Center Street and on Fifth Street.

1871

The Louisville Public Schools employ 276 teachers for 13,502 students.

1877

The Common Schools of Jefferson County operate 58 schools for Caucasian students and 10 schools for African-American students.

1884

The Kentucky Board of Education is created in Frankfort, Kentucky.

1897

Enrollment in the Louisville Public Schools is 26,242, which includes 20,559 Caucasians and 5,683 African Americans.

1934

The Kentucky General Assembly passes legislation that requires counties to have two types of school districts: a county district (Jefferson) and an independent district (Louisville).

1956

Public schools are desegregated. Enrollment in Louisville schools is 45,841, which includes 33,831 Caucasians and 12,010 African Americans. Enrollment in Jefferson County schools is 36,308, including 34,911 Caucasians and 1,397 African Americans.

1975

Louisville and Jefferson County schools merge to create Jefferson County Public Schools.

1990

The Kentucky Education Reform Act (KERA) is enacted to improve Kentucky's education system.

2000

U.S. District Judge John Heyburn II dissolves the 1975 busing order.

2003

JCPS, Greater Louisville Inc., and Louisville Metro Government begin the **Every 1 Reads** initiative.

2004

Judge Heyburn upholds the district's managed choice plan.

2005

JCPS receives a \$25 million grant from the GE Foundation to improve student achievement in math and science.

2006

The U.S. Supreme Court agrees to hear the student assignment lawsuit.

2007

The U.S. Supreme Court strikes down the use of individual race-based student assignments in the nation's schools.

2011

JCPS enrolls 99,775 students in 155 schools.



Jefferson County
Public Schools



Shaping the Future

www.jepsky.net

Equal Opportunity/Affirmative Action Employer
Offering Equal Educational Opportunities

79031 JCPS Fact bk DW 2/11